




# GET YOUR VEHICLE READY FOR WINTER!

Here are 8 tips to help maintain your vehicle and prepare for the colder climate.



## 1. Keep your battery clean (applies to 12-volt batteries only)

Over time, corrosion can form on your battery and its terminals. This chalky or bluish powder can limit the connectivity between your battery and your car's electrical system, causing a no-start or other electrical issues. Contact your local ASE Certified professionals to have your car's battery, terminals and connections cleaned properly.




## 2. Replace your windshield wipers

Wiper blades tend to stiffen and separate over time, which can result in low visibility when used. Inspect your wipers carefully and visit your local ASE Certified professional if you need assistance replacing the blades.



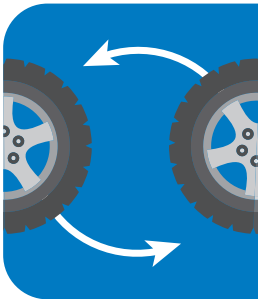
## 3. Change your oil

Change your oil according to the manufacturer's recommended interval. Removing old oil and replacing it with the correct new oil can be a messy job and requires proper disposal. Visit your local ASE Certified technician to schedule your next oil change.



## 4. Replace your air filter

Air filters prevent unwanted contaminants from entering the engine's air intake. It's important to replace your air filter with the right one for your car. Check with your local ASE Certified professionals if you need help or are unsure about the status of your air filter.




## 5. Get your tires rotated

Tires can be very expensive, so it's important to rotate them on a regular basis. Rotating your tires will help lengthen their life, getting the most out of your investment. If you need help rotating your tires, contact your local ASE Certified professionals.




## 6. Check washer fluid

With winter approaching, make sure to use washer fluid meant for cold temperatures. Plain water or summer washer fluid can freeze, damaging the washer system. If you are unsure about which reservoir the fluid goes into (some cars have more than one), contact your local ASE Certified professionals.



## 7. Replace your cabin air filter

A neglected cabin filter contributes to poor air quality in the passenger compartment and reduces the performance of your car's heating and air conditioning system. If you need help with your cabin filter, contact your local ASE Certified professionals.



## 8. Check your tire pressure

Proper tire pressure improves fuel economy, safety, and helps maximize the life of your tires. Most vehicles have a recommended tire pressure sticker inside the driver's door, next to the door latch. Connect a tire pressure gauge to each valve stem and read the pressure when the tires are cold. Don't forget to check the pressure in the spare tire (if your car has one).

**Remember** – ASE Certified professionals wear their credentials with pride. Their years of technical knowledge and hands on experience provide you with the peace of mind that your vehicle will be serviced professionally and correctly, the first time!

When your vehicle needs service or repairs, ask for an ASE Certified professional, you'll be glad you did!